

Split System Air Conditioners

Come home to comfort with LG



For more information visit lg.com/au/split-system-air-conditioner

* The specifications, designs and information in this brochure are subject to change without notice.
Unit colours shown are as close as possible to actual unit colours. Colours may vary slightly.

Come Home To Comfort with LG Air Conditioners

Why LG Air Conditioning

Designed for the way you live, our air conditioners are available in a wide range of styles - so you can create a space that's cool, comfortable and stylish.

LG is committed to providing quality products to enrich the everyday lives of Australian's. We believe in our products and provide a **10 year compressor parts warranty**, so comfort will be with you for years to come.

With LG Split System air conditioning products, you'll also enjoy benefits such as:

- **Embedded Wi-Fi** - so that you can control your unit with your Smartphone, even when you're not at home*.
- **Active Energy Control** - to help track your energy consumption.
- **Low Noise** - LG Air Conditioners operate at low sound levels.

For ease of installation, energy efficiency and quiet performance, LG air conditioning systems are the smart choice.

Home Connectivity

LG is making your life simpler and more convenient with connected appliances so you can now control your air conditioner with the sound of your voice.

Google Assistant* is now compatible with LG Split System Air Conditioners.

This means, you can now delegate tasks or ask your LG Air Conditioner questions via the Google Assistant app or a compatible speaker.

The list of supported Google Assistant commands includes:

- OK Google, turn on the air conditioner
- OK Google, what's the temperature of the air conditioner
- OK Google, set the temperature to 22 degrees

This not only demonstrates LG's commitment to innovative technology in our products, but continuously finding ways of helping busy Australian's in their day to day life.



* LG ThinQ® app available from Google Play Store or Apple App required, compatible with Android or iOS smartphones required (Android OS 7.0 or higher, iOS 14.0 or higher). Phone and Home Wi-Fi Data connection and product registration with LG ThinQ® required. Visit lg.com/au/lg-thinq for features, system compatibility and service availability which may vary by model.



SMART SERIES

WS Series with Built-In Wi-Fi ThinQ™



Dimensions (W x H x D) : 837 x 308 x 189 mm

WS09TWS

Cooling : 2.6 kW
Heating : 3.2 kW



Dimensions (W x H x D) : 998 x 345 x 210 mm

WS18TWS

Cooling : 4.8 kW
Heating : 5.9 kW



Dimensions (W x H x D) : 1,060 x 360 x 265 mm

WS24SL

Cooling : 7.1 kW
Heating : 7.7 kW

WS12TWS

Cooling : 3.4 kW
Heating : 4.0 kW

HIGH EFFICIENCY SERIES

WH Series with Built-In Wi-Fi ThinQ™



Dimensions (W x H x D) : 998 x 345 x 210 mm

WH09SK-18

Cooling : 2.5 kW
Heating : 3.2 kW

WH12SK-18

Cooling : 3.5 kW
Heating : 4.0 kW



Dimensions (W x H x D) : 1,060 x 360 x 265 mm

WH18SL-19

Cooling : 5.0 kW
Heating : 6.0 kW

WH24SL-18

Cooling : 7.1 kW
Heating : 8.0 kW



Dimensions (W x H x D) : 1,200 x 360 x 265 mm

WH30SR-18

Cooling : 8.5 kW
Heating : 9.0 kW

WH34SR-18

Cooling : 9.4 kW
Heating : 10.3 kW



Control Your Air Conditioner with Your Voice.

Making it easy to control your air conditioner with your voice. Voice Control through a compatible speaker available in all LG Split Systems with built-in Wi-Fi.

* LG ThinQ® app available from Google Play Store or Apple App required, compatible with Android or iOS smartphones required (Android OS 7.0 or higher, iOS 14.0 or higher). Phone and Home Wi-Fi Data connection and product registration with LG ThinQ® required. Visit lg.com/au/lg-thinq for features, system compatibility and service availability which may vary by model.


SMART



Embedded Wi-Fi

Built-in Wi-Fi Smart Control

The LG ThinQ App lets you access and control your air conditioner with your smartphone* even when you're not at home.



Wi-Fi Connection
Press and hold two buttons for 3 secs for activate the Wi-Fi signal on the Aircon indoor unit.



* LG ThinQ® app available from Google Play Store or Apple App required, compatible with Android or iOS smartphones required (Android OS 7.0 or higher, iOS 14.0 or higher). Phone and Home Wi-Fi Data connection and product registration with LG ThinQ® required. Visit lg.com/au/lg-thinq for features, system compatibility and service availability which may vary by model.



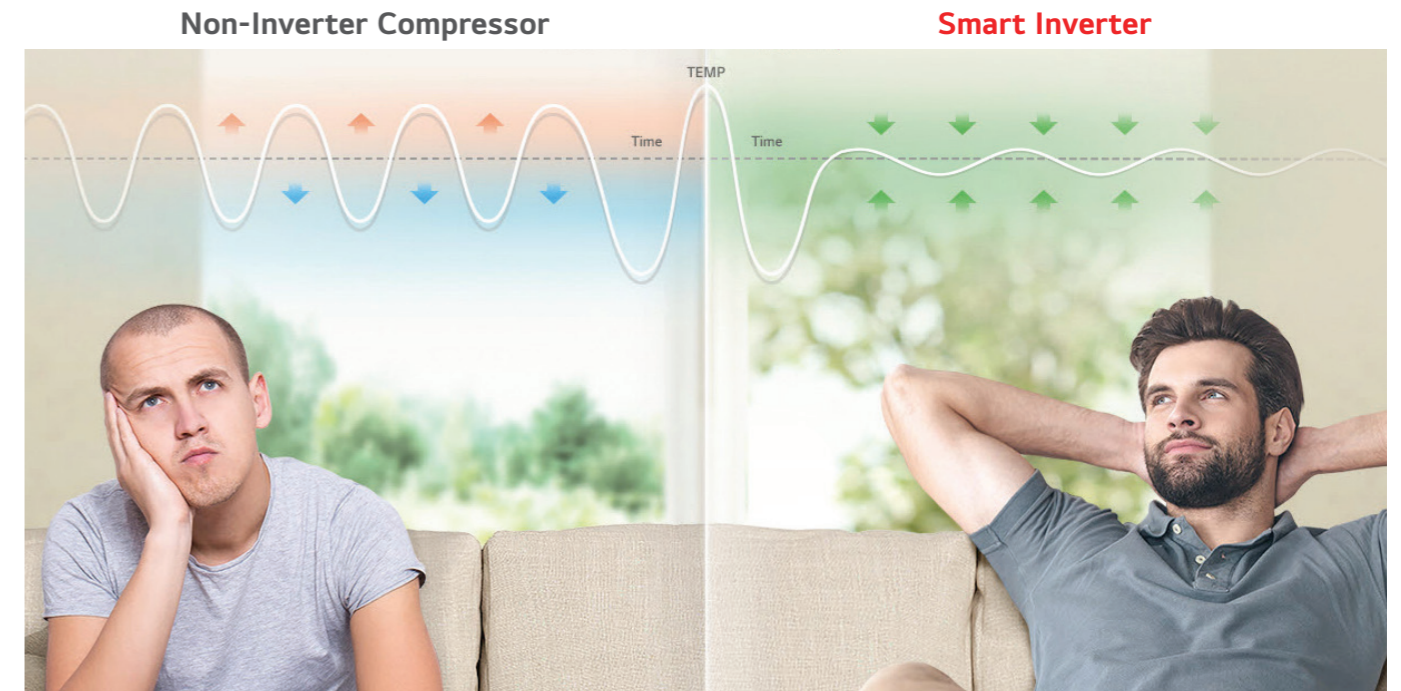
CORE TECHNOLOGY



Smart Inverter Compressor

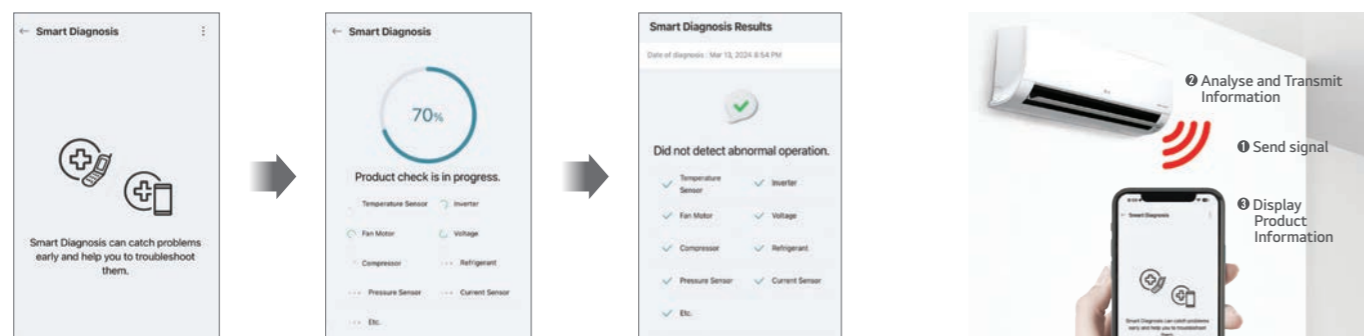
Temperature control

The Compressor speed of the LG Smart Inverter Compressor™ is constantly adjusted and varied to maintain the desired temperature with less fluctuation than a non-inverter compressor.



Smart Diagnosis

Smart Diagnosis provides usage tips and useful information based on your product usage patterns. If you experience a problem while using the product, we will help you to troubleshoot it using the Smart Diagnosis results.




ENERGY EFFICIENCY

Energy Display & Monitoring

View your real time energy usage

A simple push of the remote control button allows you to conveniently view current energy usage on your air conditioner's panel.



Benefit

Normal Mode

Current Temperature Setting



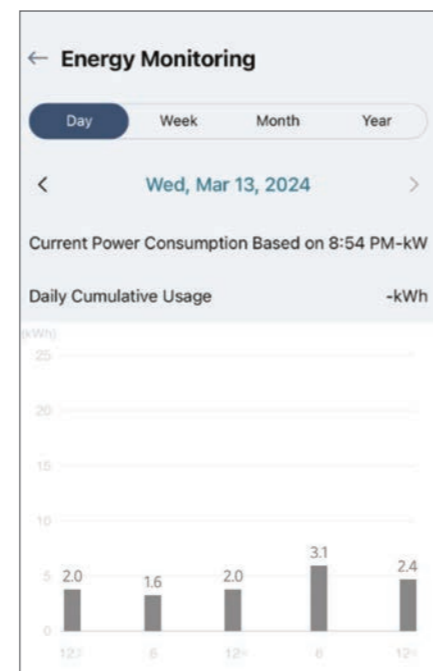
Electric Power

Displays Current Energy Use



Energy Monitoring

You can also view your weekly or monthly energy usage on the LG ThinQ app.



ENERGY EFFICIENCY

Active Energy Control 4 - Step

Take tighter control of your energy usage

Active energy control allows the user to adjust the energy levels to improve cooling efficiency and help reduce power consumption.

How It Works


Normal.
100% energy usage

Many people and high-activity level




Step 1.
80% energy usage

Few people and moderate-activity levels.




Step 2.
60% energy usage

Fewer people and low-activity levels.



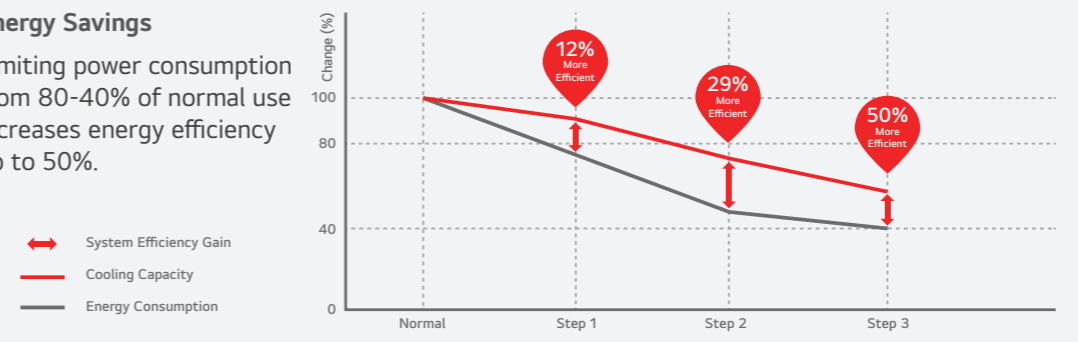
Step 3.
40% energy usage

Fewest people with no activity.



Energy Savings

Limiting power consumption from 80-40% of normal use increases energy efficiency up to 50%.



* Test Conditions : Temperature. (Indoor Temperature : 27°C DB / 19°C WB, Outdoor Temperature : 35°C), Air Conditioner model WH24.

KEY FEATURES

CLEAN, FILTERED AIR



Plasmaster Ionizer Plus & Auto Cleaning

The Plasmaster Ionizer generates over 3 million plasma ions which filtrate the air in the indoor environment and inside the air conditioning unit itself. The Auto Cleaning function helps to minimise the formation of mould and bacteria on the heat exchanger.

Filtration and Deodorisation




* Applicable to WH Series only.



Auto Cleaning

Auto Cleaning dries the coil helping to minimise bacteria, mould and odours that can otherwise accumulate in an indoor unit.




KEY FEATURES

DURABILITY



Smart Inverter Compressor™

The LG Smart Inverter Compressor™ is designed to cope with high temperatures, so great for those hot Australian conditions. With the 10 year compressor parts warranty*, you have the peace of mind that you can come home to comfort for years to come.



* 5 years parts and labour + 5 years limited parts warranty on the compressor.

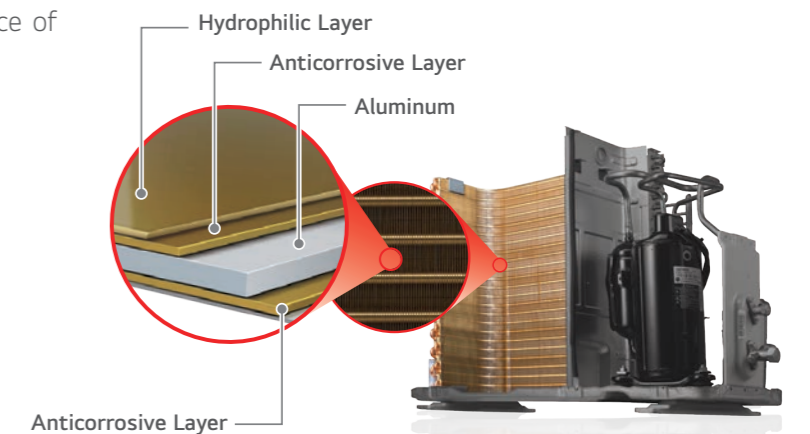


The Gold Fin™ coating helps protect the surface of the heat exchanger from corrosion.

How It Works

Crosscut View of Heat Exchanger

The gold-coloured special coating on the fin of the heat exchanger helps prevent corrosion.



KEY FEATURES

QUIET & COMFORTABLE

 **Low Noise**

Sleep easy

LG air conditioners operate at low sound levels, thanks to the skew fan and Smart Inverter Compressor™ which reduce unnecessary noise.

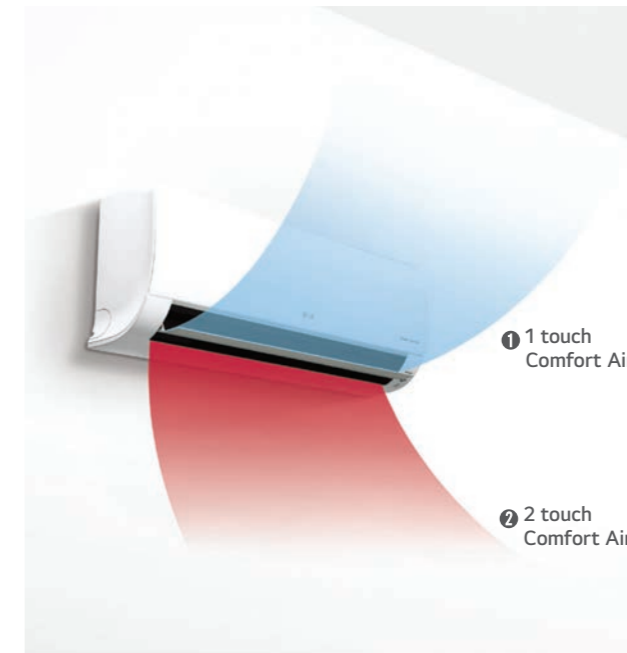


KEY FEATURES

QUIET & COMFORTABLE

 **Comfort Air**

This option conveniently sets an AC's louvers to a preset position so that outflowing air is directed away from a room's occupants.



Scene 1: Inclines to a maximum 70° angle.
Sets vane angle to highest position:
Optimised for gentle airflow cooling.

Indoor Unit Display



Remote Controller Display



Scene 2: Declines to a maximum 0° angle.
Sets vane angle to lowest position:
Optimised for gentle airflow heating.

Indoor Unit Display



Remote Controller Display



KEY FEATURES

SMART SERIES



Model	WS09TWS	WS12TWS	WS18TWS	WS24SL
Cool kW	2.6	3.4	4.8	7.1
Heat kW	3.2	4.0	5.9	7.7

Feature	Icon	Description	Model			
			WS09TWS	WS12TWS	WS18TWS	WS24SL
SMART		Embedded Wi-Fi	●	●	●	●
		Smart Diagnosis	●	●	●	●
ENERGY EFFICIENCY		Energy Display & Monitoring	●	●	●	●
		Active Energy Control - 4 Step	●	●	●	●
CLEAN, FILTERED AIR		Plasmaster ^{PLUS} Ionizer	X	X	X	X
		Auto Cleaning	●	●	●	●
DURABILITY		10-Year Compressor Parts Warranty	●	●	●	●
CORE TECHNOLOGY		Smart Inverter Compressor	●	●	●	●
QUIET & COMFORTABLE		Low Noise	●	●	●	●
		Comfort Air	●	●	●	●
		Quick & Easy Installation	●	●	●	●
COMFORT COOL		Swing	2-Way	2-Way	2-Way	4-Way
		Jet Cool	●	●	●	●
CONTROL		Dry Contact	●	●	●	●
ENERGY RATING		Cooling	4.5 / 4.0 / 4.0	4.0 / 3.5 / 4.0	3.5 / 3.5 / 3.5	4.0 / 4.0 / 4.0
		Heating	3.0 / 3.0 / 2.5	3.0 / 2.5 / 2.0	3.0 / 2.0 / 1.5	3.0 / 2.5 / 1.5

KEY FEATURES

HIGH EFFICIENCY SERIES



Model	WH09SK-18	WH12SK-18	WH18SL-19	WH24SL-18	WH30SR-18	WH34SR-18
Cool kW	2.5	3.5	5.0	7.1	8.5	9.4
Heat kW	3.2	4.0	6.0	8.0	9.0	10.3

Feature	Icon	Description	Model					
			WH09SK-18	WH12SK-18	WH18SL-19	WH24SL-18	WH30SR-18	WH34SR-18
SMART		Embedded Wi-Fi	●	●	●	●	●	●
		Smart Diagnosis	●	●	●	●	●	●
ENERGY EFFICIENCY		Energy Display & Monitoring	●	●	●	●	●	●
		Active Energy Control - 4 Step	●	●	●	●	●	●
CLEAN, FILTERED AIR		Plasmaster ^{PLUS} Ionizer	●	●	●	●	●	●
		Auto Cleaning	●	●	●	●	●	●
DURABILITY		10-Year Compressor Parts Warranty	●	●	●	●	●	●
CORE TECHNOLOGY		Smart Inverter Compressor	●	●	●	●	●	●
QUIET & COMFORTABLE		Low Noise	●	●	●	●	●	●
		Comfort Air	●	●	●	●	●	●
		Quick & Easy Installation	●	●	●	●	●	●
COMFORT COOL		Swing	4-Way	4-Way	4-Way	4-Way	4-Way	4-Way
		Jet Cool	●	●	●	●	●	●
CONTROL		Dry Contact	●	●	●	●	●	●
ENERGY RATING		Cooling	5.0/4.5/4.5	5.0/4.5/4.5	4.5/4.5/4.5	3.5/3.5/3.5	3.0/3.0/3.0	3.0/3.0/3.0
		Heating	3.0/3.0/2.5	3.0/2.5/2.0	3.0/2.5/2.0	3.0/2.0/1.5	3.0/2.5/2.0	3.0/2.5/1.5

KEY FEATURES

CONTROL



Remote Control



- 1 Comfort Air Mode
- 2 On / Off
- 3 Light Off
- 4 Operation Mode
- 5 Temperature Setting
- 6 Indoor Fan Speed
- 7 Energy Control
- 8 Jet Cool / Jet Heat
- 9 Airflow Control (Up and Down)
- 10 Airflow Control (Left and Right)
- 11 Room Temperature
- 12 Function
- 13 Timer
- 14 Set / Clear



Commercial Application

Optional controllers for commercial applications

Model			
	Premium	Standard III	Standard II
	PREMTA000	PREMTB101	PREMTB001

* Compatible with all models (WS & WH Series).
* Must be purchased separately.

SPECIFICATIONS

SMART SERIES

WS Series

Built-In Wi-Fi

* Set Name (Indoor Unit / Outdoor Unit)
WS09TWS (WS09TWN / WS09TWU)
WS12TWS (WS12TWN / WS12TWU)
WS18TWS (WS18TWN / WS18TWU)
WS24SL (WS24SLN / WS24SLU)



Model				WS09TWS	WS12TWS	WS18TWS	WS24SL
Indoor Unit		Unit		WS09TWN	WS12TWN	WS18TWN	WS24SLN
Outdoor Unit		Unit		WS09TWU	WS12TWU	WS18TWU	WS24SLU
Rated Capacity	Cooling	kW		2.6	3.4	4.8	7.1
	Heating	kW		3.2	4.0	5.9	7.7
Capacity Range	Cooling	Min - Max	kW	0.89 - 3.70	0.89 - 4.04	0.90 - 5.50	1.00 - 8.00
	Heating	Min - Max	kW	0.89 - 5.00	0.89 - 6.00	0.90 - 6.40	1.00 - 8.50
Power Input	Cooling	Rated	kW	0.600	0.895	1.460	2.150
	Heating	Rated	kW	0.743	0.990	1.675	2.100
Running Current	Cooling	Rated	A	3.0	4.4	6.5	9.4
	Heating	Rated	A	3.3	4.7	7.4	9.2
EER			W/W	4.33	3.80	3.29	3.30
AEER				4.26	3.76	3.27	3.30
COP			W/W	4.31	4.04	3.52	3.67
ACOP				4.25	4.00	3.50	3.66
Energy Label Grade		Cooling		4.5 / 4.0 / 4.0	4.0 / 3.5 / 4.0	3.5 / 3.5 / 3.5	4.0 / 4.0 / 4.0
		Heating		3.0 / 3.0 / 2.5	3.0 / 2.5 / 2.0	3.0 / 2.0 / 1.5	3.0 / 2.5 / 1.5
Power Supply		Ø, V, Hz		1Ph, 220-240V, 50Hz	1Ph, 220-240V, 50Hz	1Ph, 220-240V, 50Hz	1Ph, 220-240V, 50Hz
Indoor	Air Flow Rate	Cooling, Max / H / M / L	L/s	200 / 183 / 150 / 92	200 / 183 / 150 / 92	258 / 242 / 217 / 175	383 / 283 / 233 / 183
		Heating, Max / H / M / L	L/s	208 / 183 / 150 / 108	208 / 183 / 150 / 108	308 / 267 / 225 / 183	433 / 333 / 283 / 233
	Sound Pressure Level	Cooling, Max / H / M / L / SL	dB(A)	48 / 42 / 37 / 27 / 19	48 / 42 / 37 / 27 / 19	49 / 44 / 39 / 34 / 31	- / 46 / 41 / 36 / 27
	Dimensions (W x H x D)	Net	mm	837 x 308 x 189	837 x 308 x 189	998 x 345 x 210	1,060 x 360 x 265
Weight	Net	kg	8.5	8.5	11.7	16.6	
Outdoor	Compressor			Twin Rotary	Twin Rotary	Twin Rotary	Twin Rotary
	Condenser	Corrosion Protection		Gold	Gold	Gold	Gold
	Sound Pressure Level	Cooling, Rated	dB(A)	49	49	53	49
		Heating, Rated	dB(A)	51	51	55	52
	Sound Power Level		dB(A)	56	58	61	63
	Dimensions* (W x H x D)	Net	mm	770 x 545 x 288	770 x 545 x 288	770 x 545 x 288	870 x 650 x 330
Weight	Net	kg	35	35	35	45.7	
Operation Range	Cooling	°C DB		-15 - 48	-15 - 48	-15 - 48	-10 - 48
	Heating	°C DB		-15 - 24	-15 - 24	-10 - 24	-10 - 24
Field Connections							
Circuit Breaker			A	15	15	20	20
Power Supply Cable			No. x mm ²	3 x 1.0	3 x 1.0	3 x 1.5	3 x 2.5
Power Supply to Unit				Outdoor	Outdoor	Outdoor	Outdoor
Power and Communication Cable			No. x mm ²	4 x 1.0	4 x 1.0	4 x 1.0	4 x 1.0
Field Piping							
Piping	Size	Liquid	mm(inch)	Ø 6.35 (1/4)	Ø 6.35 (1/4)	Ø 6.35 (1/4)	Ø 6.35 (1/4)
		Gas	mm(inch)	Ø 9.52 (3/8)	Ø 9.52 (3/8)	Ø 12.7 (1/2)	Ø 12.7 (1/2)
Connections Method		Indoor / Outdoor		Flared / Flared	Flared / Flared	Flared / Flared	Flared / Flared
Drain Hose Size		O.D / I.D	mm	20 / 15	20 / 15	20 / 15	20 / 15
Between Indoor & Outdoor	Piping Length	Min - Max	m	3 - 20	3 - 20	3 - 20	3 - 30
		Pre-Charge Length	m	7.5	7.5	7.5	7.5
	Max. Elevation Difference		m	10	10	10	20
	Piping Connection Heat Insulation			-	Both liquid and gas pipes	Both liquid and gas pipes	Both liquid and gas pipes
Refrigerant Charge	Type			R32	R32	R32	R32
	Pre Charge		g	800	800	1,000	1,300
	Additional Charge		g/m	20	20	20	20
	Control			Electronic Expansion Valve	Electronic Expansion Valve	Electronic Expansion Valve	Electronic Expansion Valve

* Dimensions do not include service valve part / cover.

SPECIFICATIONS

HIGH EFFICIENCY SERIES

WH Series

Built-In Wi-Fi

* Set Name (Indoor Unit / Outdoor Unit)

WH09SK-18 (WH09SKN-18 / WH09SKU-18)

WH12SK-18 (WH12SKN-18 / WH12SKU-18)

WH18SL-19 (WH18SLN-19 / WH18SLU-19)



Model				WH09SK-18	WH12SK-18	WH18SL-19
Indoor Unit			Unit	WH09SKN-18	WH12SKN-18	WH18SLN-19
Outdoor Unit			Unit	WH09SKU-18	WH12SKU-18	WH18SLU-19
Rated Capacity	Cooling		kW	2.5	3.5	5.0
	Heating		kW	3.2	4.0	6.0
Capacity Range	Cooling	Min ~ Max	kW	0.89 ~ 3.70	0.89 ~ 4.20	1.00 ~ 6.00
	Heating	Min ~ Max	kW	0.89 ~ 5.00	0.89 ~ 6.00	1.00 ~ 9.00
Power Input	Cooling	Rated	kW	0.52	0.86	1.22
	Heating	Rated	kW	0.65	0.87	1.38
Running Current	Cooling	Rated	A	2.80	4.00	5.10
	Heating	Rated	A	3.80	4.10	5.90
EER			W/W	4.88	4.07	4.10
AEER			-	4.88	4.07	4.10
COP			W/W	4.90	4.60	4.35
ACOP			-	4.90	4.60	4.35
Energy Label Grade	Cooling		-	5.0 / 4.5 / 4.5	5.0 / 4.5 / 4.5	4.5 / 4.5 / 4.5
	Heating		-	3.0 / 3.0 / 2.5	3.0 / 2.5 / 2.0	3.0 / 2.5 / 2.0
Power Supply			Ø, V, Hz	1Ph, 220~240V, 50Hz	1Ph, 220~240V, 50Hz	1Ph, 220~240V, 50Hz
Indoor	Air Flow Rate	Max / H / M / L	L/s	333 / 200 / 166 / 86	333 / 200 / 166 / 86	383 / 283 / 233 / 183
	Sound Pressure Level	Cooling, Max / H / M / L / SL	dB(A)	- / 42 / 36 / 26 / 22	- / 42 / 36 / 26 / 22	- / 46 / 41 / 36 / 27
	Dimensions (W x H x D)	Net	mm	998 x 345 x 210	998 x 345 x 210	1,060 / 360 / 265
	Weight	Net	kg	12.0	12.0	16.6
Outdoor	Compressor		-	Twin Rotary	Twin Rotary	Twin Rotary
	Condenser	Corrosion Protection	-	Gold	Gold	Gold
	Sound Pressure Level	Cooling, Rated	dB(A)	49	49	54
		Heating, Rated	dB(A)	51	51	57
	Sound Power Level		dB(A)	56	59	60
	Dimensions* (W x H x D)	Net	mm	770 x 545 x 288	770 x 545 x 288	870 x 650 x 330
	Weight	Net	kg	35	35	45.7
Operation Range	Cooling	°C DB	-10 ~ 48	-10 ~ 48	-10 ~ 48	
	Heating	°C DB	-10 ~ 24	-10 ~ 24	-10 ~ 24	
Field Connections						
Circuit Breaker			A	15	15	20
Power Supply Cable			No. x mm ²	3 x 1.0	3 x 1.0	3 x 2.5
Power Supply to Unit			-	Outdoor	Outdoor	Outdoor
Power and Communication Cable			No. x mm ²	4 x 1.0	4 x 1.0	4 x 1.0
Field Piping						
Piping	Size	Liquid	mm(inch)	Ø 6.35 (1/4)	Ø 6.35 (1/4)	Ø 6.35 (1/4)
		Gas	mm(inch)	Ø 9.52 (3/8)	Ø 9.52 (3/8)	Ø 12.7 (1/2)
	Connections Method	Indoor / Outdoor	-	Flared / Flared	Flared / Flared	Flared / Flared
Drain Hose Size	O.D / I.D		mm	20 / 15	20 / 15	20 / 15
Between Indoor & Outdoor	Piping Length	Min ~ Max	m	3 ~ 20	3 ~ 20	3 ~ 30
		Pre-Charge Length	m	12.5	12.5	7.5
	Max. Elevation Difference		m	10	10	20
	Piping Connection Heat Insulation		-	Both liquid and gas pipes	Both liquid and gas pipes	Both liquid and gas pipes
Refrigerant Charge	Type		-	R32	R32	R32
	Pre Charge		g	900	900	1,300
	Additional Charge		g/m	20	20	20
	Control		-	Electronic Expansion Valve	Electronic Expansion Valve	Electronic Expansion Valve

* Dimensions do not include service valve part / cover.

SPECIFICATIONS

HIGH EFFICIENCY SERIES

WH Series

Built-In Wi-Fi

* Set Name (Indoor Unit / Outdoor Unit)

WH24SL-18 (WH24SLN-18 / WH24SLU-18)

WH30SR-18 (WH30SRN-18 / WH30SRU-18)

WH34SR-18 (WH34SRN-18 / WH34SRU-18)



Model				WH24SL-18	WH30SR-18	WH34SR-18
Indoor Unit			Unit	WH24SLN-18	WH30SRN-18	WH34SRN-18
Outdoor Unit			Unit	WH24SLU-18	WH30SRU-18	WH34SRU-18
Rated Capacity	Cooling		kW	7.1	8.5	9.4
	Heating		kW	8.0	9.0	10.3
Capacity Range	Cooling	Min ~ Max	kW	1.00 ~ 8.60	2.00 ~ 9.50	2.00 ~ 11.20
	Heating	Min ~ Max	kW	1.00 ~ 10.60	2.00 ~ 12.00	2.00 ~ 12.80
Power Input	Cooling	Rated	kW	1.89	2.26	2.68
	Heating	Rated	kW	1.99	2.24	2.74
Running Current	Cooling	Rated	A	8.40	10.10	12.00
	Heating	Rated	A	8.90	10.00	12.30
EER			W/W	3.76	3.76	3.51
AEER			-	3.76	3.76	3.51
COP			W/W	4.02	4.02	3.76
ACOP			-	4.02	4.02	3.76
Energy Label Grade	Cooling		-	3.5 / 3.5 / 3.5	3.0 / 3.0 / 3.0	3.0 / 3.0 / 3.0
	Heating		-	3.0 / 2.0 / 1.5	3.0 / 2.5 / 2.0	3.0 / 2.5 / 1.5
Power Supply			Ø, V, Hz	1Ph, 220~240V, 50Hz	1Ph, 220~240V, 50Hz	1Ph, 220~240V, 50Hz
Indoor	Air Flow Rate	Max / H / M / L	L/s	383 / 283 / 233 / 183	516 / 416 / 350 / 283	516 / 416 / 350 / 283
	Sound Pressure Level	Cooling, Max / H / M / L / SL	dB(A)	- / 49 / 44 / 40 / 30	- / 51 / 46 / 42 / 33	- / 51 / 46 / 42 / 33
	Dimensions (W x H x D)	Net	mm	1,060 x 360 x 265	1,200 x 360 x 265	1,200 x 360 x 265
	Weight	Net	kg	16.6	18.5	18.5
Outdoor	Compressor		-	Twin Rotary	Twin Rotary	Twin Rotary
	Condenser	Corrosion Protection	-	Gold	Gold	Gold
	Sound Pressure Level	Cooling, Rated	dB(A)	55	55	55
		Heating, Rated	dB(A)	56	57	57
	Sound Power Level		dB(A)	62	65	65
	Dimensions* (W x H x D)	Net	mm	950 x 832 x 330	950 x 832 x 330	950 x 832 x 330
	Weight	Net	kg	59.4	64.6	64.6
Operation Range	Cooling	°C DB	-10 ~ 48	-10 ~ 48	-10 ~ 48	
	Heating	°C DB	-15 ~ 24	-15 ~ 24	-15 ~ 24	
Field Connections						
Circuit Breaker			A	25	25	25
Power Supply Cable			No. x mm ²	3 x 2.5	3 x 2.5	3 x 2.5
Power Supply to Unit			-	Outdoor	Outdoor	Outdoor
Power and Communication Cable			No. x mm ²	4 x 1.0	4 x 1.0	4 x 1.0
Field Piping						
Piping	Size	Liquid	mm(inch)	Ø 9.52 (3/8)	Ø 9.52 (3/8)	Ø 9.52 (3/8)
		Gas	mm(inch)	Ø 15.88 (5/8)	Ø 15.88 (5/8)	Ø 15.88 (5/8)
	Connections Method	Indoor / Outdoor	-	Flared / Flared	Flared / Flared	Flared / Flared
Drain Hose Size	O.D / I.D		mm	20 / 15	20 / 15	20 / 15
Between Indoor & Outdoor	Piping Length	Min ~ Max	m	3 ~ 30	3 ~ 30	3 ~ 30
		Pre-Charge Length	m	7.5	7.5	7.5
	Max. Elevation Difference		m	20	20	20
	Piping Connection Heat Insulation		-	Both liquid and gas pipes	Both liquid and gas pipes	Both liquid and gas pipes
Refrigerant Charge	Type		-	R32	R32	R32
	Pre Charge		g	1,750	2,000	2,000
	Additional Charge		g/m	20	20	20
	Control		-	Electronic Expansion Valve	Electronic Expansion Valve	Electronic Expansion Valve

* Dimensions do not include service valve part / cover.

DETAILED FEATURE LIST

SMART SERIES

Category	Function	WS09TWS	WS12TWS	WS18TWS	WS24SL	
Air Flow	Air Supply Outlet	1	1	1	1	
	Airflow Direction Control (Left & Right)	Manual	Manual	Manual	5 Steps	
	Airflow Direction Control (Up & Down)	6 Steps	6 Steps	6 Steps	6 Steps	
	Auto Swing (Left & Right)	X	X	X	●	
	Auto Swing (Up & Down)	●	●	●	●	
	Fan Speed Steps (Fan / Cool / Heat)	6 / 6 / 6	6 / 6 / 6	6 / 6 / 6	6 / 6 / 6	
	Natural Wind (Auto Wind)	●	●	●	●	
	Jet Cool / Jet Heat (Power Wind)	● / ●	● / ●	● / ●	● / ●	
Air Filtration	Comfort Air	●	●	●	●	
	Pre-filter (Washable)	●	●	●	●	
	Deodorizing Filter	X	X	X	X	
	Micro Dust Filter	X	X	X	X	
	Micro Protection Filter	X	X	X	X	
Installation	Plasma Air Filter (Ionizer)	X	X	X	X	
	Drain Pump	X	X	X	X	
Reliability	Hot Start	●	●	●	●	
	Self Diagnosis	●	●	●	●	
	De-Ice Control (Defrost)	●	●	●	●	
	Dry (Dehumidification) Operation	●	●	●	●	
Convenience	Auto Changeover	●	●	●	●	
	Auto Operation (Artificial Intelligence)	X	X	X	X	
	Auto Cleaning (Coil Dry)	●	●	●	●	
	Auto Restart Operation	●	●	●	●	
	Child Lock ¹	●	●	●	●	
	Forced Operation	●	●	●	●	
	Group Control ¹	●	●	●	●	
	Sleep Mode	7hr	7hr	7hr	7hr	
	Timer 24hr (On/Off) / 7hr (Off)	● / X	● / X	● / X	● / X	
	Timer (Weekly) ¹	●	●	●	●	
	Two Thermistor Control ¹	●	●	●	●	
	Low Ambient Operation	●	●	●	●	
	Overheating Protection	●	●	●	●	
	Low Heating	X	X	X	X	
	Voice Control	X	X	X	X	
	Outdoor Silent Mode	●	●	●	●	
	Mosquito Away	X	X	X	X	
	Smart Diagnosis	●	●	●	●	
	Energy Saving	Indoor Unit Display Type	Number Display	Number Display	Number Display	Number Display
		Indoor Unit Display Light	On / Off	On / Off	On / Off	On / Off
Energy Display		●	●	●	●	
Energy Saving		X	X	X	X	
Energy Control		Active Energy Control	Active Energy Control	Active Energy Control	Active Energy Control	
Gen Mode		X	X	X	X	
Individual Control		Wired Remote Controller (Premium) ²	●	●	●	●
		Wired Remote Controller (Standard) ²	●	●	●	●
		Hand-held (See Remote Controller Section)	AKB74955603	AKB74955603	AKB74955603	AKB74955603
		Wireless Controller	Setting Temperature Range (Cooling) Setting Temperature Range (Heating)	18-30 °C (64-86 °F) 16-30 °C (60-86 °F)	18-30 °C (64-86 °F) 16-30 °C (60-86 °F)	18-30 °C (64-86 °F) 16-30 °C (60-86 °F)
CAC Network Function	General Central Controller (Non LGAP)	X	X	X	X	
	Network Solution (LGAP)	●	●	●	●	
	Dry Contact ²	●	●	●	●	
	PDI (Power Distribution Indicator) ²	X	X	X	X	
Special Function Kit	Outdoor Unit PI 485 ²	●	●	●	●	
	Wi-Fi ²	Embedded	Embedded	Embedded	Embedded	
Others	Smart Inverter Monitoring System (SIMs) ²	PSWMOZ3	PSWMOZ3	PSWMOZ3	PSWMOZ3	
	Mode Lock	Cooling Only or Heating Only	Cooling Only or Heating Only	Cooling Only or Heating Only	Cooling Only or Heating Only	
	Temperature Control	Thermistor	Thermistor	Thermistor	Thermistor	
	DRED (Demand Response Enabling Device)	●	●	●	●	

Note

- : Applied, X : Not Applied
- Filters are optional in some specific areas.
- ¹ : This function can be operated only when the wired remote controller is connected. The applicability of each function depends on the above table.
- ² : Optional accessories must be purchased separately. If shown as "Embedded", this function is included in product.
- The function Wi-Fi is only compatible with 2.4 GHz band. (802.11 b/g/n)
- Some specifications may be changed without notifications due to our policy of innovation.
- The air conditioner which DRED is available is capable of DRM1, DRM2 and DRM3 and complies with standard AS/NZS 4755.3.1.

DETAILED FEATURE LIST

HIGH EFFICIENCY SERIES

Category	Function	WH09SK-18	WH12SK-18	WH18SL-19	WH24SL-18	WH30SR-18	WH34SR-18	
Air Flow	Air Supply Outlet	1	1	1	1	1	1	
	Airflow Direction Control (Left & Right)	5 Steps	5 Steps	5 Steps	5 Steps	5 Steps	5 Steps	
	Airflow Direction Control (Up & Down)	6 Steps	6 Steps	6 Steps	6 Steps	6 Steps	6 Steps	
	Auto Swing (Left & Right)	●	●	●	●	●	●	
	Auto Swing (Up & Down)	●	●	●	●	●	●	
	Fan Speed Steps (Fan / Cool / Heat)	6 / 6 / 6	6 / 6 / 6	6 / 6 / 6	6 / 6 / 6	6 / 6 / 6	6 / 6 / 6	
	Natural Wind (Auto Wind)	●	●	●	●	●	●	
	Jet Cool / Jet Heat (Power Wind)	● / ●	● / ●	● / ●	● / ●	● / ●	● / ●	
Air Filtration	Comfort Air	●	●	●	●	●	●	
	Pre-filter (Washable)	●	●	●	●	●	●	
	Deodorizing Filter	X	X	X	X	X	X	
	Micro Dust Filter	X	X	X	X	X	X	
	Micro Protection Filter	X	X	X	X	X	X	
Installation	Plasma Air Filter (Ionizer)	●	●	●	●	●	●	
	Drain Pump	X	X	X	X	X	X	
Reliability	Hot Start	●	●	●	●	●	●	
	Self Diagnosis	●	●	●	●	●	●	
	De-Ice Control (Defrost)	●	●	●	●	●	●	
	Dry (Dehumidification) Operation	●	●	●	●	●	●	
Convenience	Auto Changeover	●	●	●	●	●	●	
	Auto Operation (Artificial Intelligence)	X	X	X	X	X	X	
	Auto Cleaning (Coil Dry)	●	●	●	●	●	●	
	Auto Restart Operation	●	●	●	●	●	●	
	Child Lock ¹	●	●	●	●	●	●	
	Forced Operation	●	●	●	●	●	●	
	Group Control ¹	●	●	●	●	●	●	
	Sleep Mode	7hr	7hr	7hr	7hr	7hr	7hr	
	Timer 24hr (On/Off) / 7hr (Off)	● / X	● / X	● / X	● / X	● / X	● / X	
	Timer (Weekly) ¹	●	●	●	●	●	●	
	Two Thermistor Control ¹	●	●	●	●	●	●	
	Low Ambient Operation	●	●	●	●	●	●	
	Overheating Protection	●	●	●	●	●	●	
	Low Heating	X	X	X	X	X	X	
	Voice Control	X	X	X	X	X	X	
	Outdoor Silent Mode	●	●	●	●	●	●	
	Mosquito Away	X	X	X	X	X	X	
	Smart Diagnosis	●	●	●	●	●	●	
	Energy Saving	Indoor Unit Display Type	Number Display	Number Display	Number Display	Number Display	Number Display	Number Display
		Indoor Unit Display Light	On / Off	On / Off	On / Off	On / Off	On / Off	On / Off
Energy Display		●	●	●	●	●	●	
Energy Saving		X	X	X	X	X	X	
Energy Control		Active Energy Control	Active Energy Control	Active Energy Control	Active Energy Control	Active Energy Control	Active Energy Control	
Gen Mode		X	X	X	X	X	X	
Individual Control		Wired Remote Controller (Premium) ²	●	●	●	●	●	●
		Wired Remote Controller (Standard) ²	●	●	●	●	●	●
		Hand-held (See Remote Controller Section)	AKB74955603	AKB74955603	AKB74955603	AKB74955603	AKB74955603	AKB74955603
		Wireless Controller	Setting Temperature Range (Cooling) Setting Temperature Range (Heating)	18-30 °C (64-86 °F) 16-30 °C (60-86 °F)	18-30 °C (64-86 °F) 16-30 °C (60-86 °F)	18-30 °C (64-86 °F) 16-30 °C (60-86 °F)	18-30 °C (64-86 °F) 16-30 °C (60-86 °F)	18-30 °C (64-86 °F) 16-30 °C (60-86 °F)
CAC Network Function	General Central Controller (Non LGAP)	X	X	X	X	X	X	
	Network Solution (LGAP)	●	●	●	●	●	●	
	Dry Contact ²	●	●	●	●	●	●	
	PDI (Power Distribution Indicator) ²	X	X	X	X	X	X	
Special Function Kit	Outdoor Unit PI 485 ²	●	●	●	●	●	●	
	Wi-Fi ²	Embedded	Embedded	Embedded	Embedded	Embedded	Embedded	
Others	Smart Inverter Monitoring System (SIMs) ²	PSWMOZ3	PSWMOZ3	PSWMOZ3	PSWMOZ3	PSWMOZ3	PSWMOZ3	
	Mode Lock	Cooling Only or Heating Only	Cooling Only or Heating Only	Cooling Only or Heating Only	Cooling Only or Heating Only	Cooling Only or Heating Only	Cooling Only or Heating Only	
	Temperature Control	Thermistor	Thermistor	Thermistor	Thermistor	Thermistor	Thermistor	
	DRED (Demand Response Enabling Device)	●	●	●	●	●	●	

Note

- : Applied, X : Not Applied
- Filters are optional in some specific areas.
- ¹ : This function can be operated only when the wired remote controller is connected. The applicability of each function depends on the above table.
- ² : Optional accessories must be purchased separately. If shown as "Embedded", this function is included in product.
- The function Wi-Fi is only compatible with 2.4 GHz band. (802.11 b/g/n)
- Some specifications may be changed without notifications due to our policy of innovation.
- The air conditioner which DRED is available is capable of DRM1, DRM2 and DRM3 and complies with standard AS/NZS 4755.3.1.

WHY LG AIR CONDITIONERS?

Years of Experience

LG has been keeping Australia comfortable with Home Appliances. With our advanced technology and reliable heating and cooling solutions, You can count on LG to bring you comfort in your home.

Specialist Dealer Network

We have LG Specialist Dealers all across Australia. Our Dealers are experts in their field and will provide you with an obligation free quotation to deliver and install the right solution for your home.

10 Year Compressor Parts Warranty

The LG Smart Inverter Compressor™ is designed to cope with high temperatures, so great for those hot Australian conditions. With the 10 year compressor parts warranty*, you have the peace of mind that you can come home to comfort for years to come.

* 5 years parts and labour + 5 years limited parts warranty on the compressor.

Smart Technology*

LG is committed to continuous improvement of our products and incorporating the latest technology in all of our products. Our Split System air conditioners not only have features to efficiently heat or cool your home, but also technology to help make it more convenient as well such as embedded WiFi – so you can control your unit with your Smartphone, even when you're not home.

LG air conditioners are now also compatible with Google Home, enabling you to control your air conditioner with the sound of your voice.

* LG ThinQ® app available from Google Play Store or Apple App required, compatible with Android or iOS smartphones required (Android OS 7.0 or higher, iOS 14.0 or higher). Phone and Home Wi-Fi Data connection and product registration with LG ThinQ® required. Visit lg.com/au/lg-thinq for features, system compatibility and service availability which may vary by model.

